

Rumbles

EARLY FORD V8 CLUB R.G. # 109

VANCOUVER ISLAND BRITISH COLUMBIA



JULY 2024



Fords & Friends Show – July 14, 2024

www.earlyfordv8victoria.com

Table of Contents:

- Club Executive – contact information. Directors
 - 2024 Club agenda & calendar of events. As of JULY 15
- Regular meeting minutes July 9th , 2024
- President's message. Mike Mortimer
- Editor's message. Chris Chown
- Club news – updates, breaking news, members' input.
- Ladies page: Those we admire and would like to meet!
- Tech Talk. Fords, flatheads, and general information.
- Photos – members rides, events, nostalgic reference.
- Buy & Sell.
- Committees – function, contacts.
- Fun page – humor, puzzles, quirks.
- Automotive History the ODD Spot.

Contributions are always welcome and sincerely appreciated.

Please send submissions to the Rumbles editor via email at cdchown@outlook.com or phone 250 595 0312 if you prefer.

Thank you in advance.

EARLY FORD V8 CLUB – R.G. # 109

PO BOX 53517 BROADMED RPO

VICTORIA, B.C. V8X 5K2

109 Club Executive 2024

POSITION	NAME	TELEPHONE	EMAIL
PRESIDENT	Mike Mortimer	250 477 0547	Rockymort33@gmail.com
VICE PRES	Heidi Bada	250 479 4232	heidibada@gmail.com
TREASURER	Jim Banks	604 351 4351	Banksjim16@gmail.com
SECRETARY	Heidi Bada	250 479 4232	heidibada@gmail.com
PAST PRES.	Chris Chown	250 595 0312	cdchown@outlook.com
DIRECTOR	Bill Pritchard	250 656 7029	bpritchard@shaw.ca
DIRECTOR	Denny Mounce	250 476 6440	D&bmounce@telus.net
DIRECTOR	Lauri Stevens	250 479 7565	lauristevens@shaw.ca
DIRECTOR	Don Landels	250 588 1300	don.landels@@gmail.com
DIRECTOR	Al Wills	250 474 4909	al@archeryguy.com
DIRECTOR	Jim Banks	604 351 4351	Banksjim16@gmail.com
DIRECTOR	Chris Chown	250 595 0312	cdchown@outlook.com

*Always happy to help
with a little magic*



Regular Meeting minutes – JULY 9TH, 2024

Recorded by Heidi Bada, VP, Club secretary.

The July 9, 2024, meeting of the Early Ford V8 Club 109 was called to order by President Mike Mortimer at 7:14 p.m. at Berwick House, 4062 Shelbourne St., Victoria, B.C. Minutes recorded by Heidi Bada.

Guests: none

1. Agenda distributed for July 9, 2024, meeting.
 - a. Consent agenda approved.
2. Minutes of June 2024 meeting:
 - a. Distributed in Rumbles Newsletter. Consent agenda approved.
3. Presentation/guest speaker – none this month.
4. Old Business – no business from past minutes.
5. Correspondence – none.
6. Treasurer's Report:
 - a. Monthly report for period ending June 30, 2024, presented by Treasurer Jim Banks. Motion to accept by Tony Cond and seconded by Lew Williams.
7. Committee Reports:
 - a. **Fords and Friends** event 2024 update report by Ralf St. Clair:
 - Ralf handed out volunteer assignments
 - Club member show cars show up 6:30 to 7:00 am
 - Other show cars arrival window 7:00 to 9:00 am
 - Open to public after that
 - Donation boxes will be in several locations, to speed up entry
 - Club cars entering should pick up an event package
 - Information Booth will have information for volunteers coming on shift
8. New Business:
 - a. Membership categories, by Mike Mortimer
 - Discussed whether children of family members should pay dues
 - Chris explained the club had family memberships in the past
 - Motion by Lew Williams to require adult children of members to pay their own membership, seconded by Bob Mortimer. Motion approved.
 - b. **Membership Director** position is empty, by Chris Chown
 - The position collects member dues and deposits in bank, and keep member list up to date (currently a Word doc)
 - Chris will help the new person get up and running
9. Announcements
 - a. Let Heidi know if you're not receiving emails for meeting notices from her.
 - b. Swap meet recap by Chris: there was a good showing from the club; Ralf and Dawson were great volunteers.
 - c. **Selkirk Place car gathering** event reminder, by Steve Peabody: residents and staff are looking forward to it.
 - Saturday, **Sept. 7**; looking for ~20 show cars; 1:00 to 3:00 pm
 - Located near waterfront end of Jutland Rd.
 - Attendee list will be available soon (contact Chris Chown)

d. Roundhouse tour in Vic West happened June 15, 2024, with thanks to Don Friebe; attended well by club members

- Motion by Mike Mortimer to donate \$200 Jimmy (our host) for the E&N Division...historical railroad association. Approved.

e. Berwick House car show happened June 29, 2024, recap by Chris Chown; 8 cars were on display and over 50 residents visited. It was a great turnout. Thanks to those who displayed their cars including Gary Clark, Gary Barlow, Mike Mortimer, John Shepherd, Tony Cond, Gord Thomas, Bill Pritchard and Jim Banks.

f. **Sooke Street Iron event** coming in September, reported by Bob Mortimer

- The event is a reunion; that club used to put on car show in 1970s and 80s
- They invited EFV8 club 109 to attend and it's free by donation
- **September 14, 2024**, 10:00 am to 3:00 pm, at South Vancouver Island Rangers Station on Luxton Rd. in Langford
- **Phone Bob Mortimer if planning to attend**
- NO dogs, scooters, and not open to the public

10. Buy and sell:

a. Alan Barr has rims for sale: 2 front rims 15", 15x7, bolt pattern 5x4.5, back space 3.75, offset -06; also 2 rear rims 15", 15x8, bolt pattern 5x4.5, back space 3.75, offset -25; no tires, selling as a set, asking \$700

b. Alan also has AutoLoc door locks for sale, asking \$50

11. The Odd Spot – stories and memories by club members

a. Short story by Jim Jennings; comical short story about Berwick Bus

12. Meeting Adjourned 8:31 p.m. Refreshments and 50/50 draw.

a. Winners included Chris McKay, Bill

a. \$57 cash 50/50 winner: Jim Banks

2024 CALENDAR OF EVENTS

EARLY FORD V8 CLUB RG 109

As of June 17th , 2024. Subject to change.



DATE	EVENT	LEADER	CONTACT
JAN 14	CHRISTMAS LUNCHEON	ROB VANZELLA	
FEB 13	REGULAR CLUB MEETING ELECTION OF EXECUTIVE OFFICERS. FOLLOWED BY AGM	MIKE NORTIMER Chris Chown	
MARCH 12	REGULAR CLUB MEETING Guest speaker ICBC insurance	Mike Mortimer Don Landels	New location
MARCH 17	ST ANNS GUIDED TOUR 11:00 /1:00	Chris Chown	
APRIL 9	REGULAR CLUB MEETING Guest speaker — Island Prostrate Ctr	Mike Mortimer Bill Pritchard	
APRIL 26	HIGHSCHOOL AUTO SHOP TOUR On hold. To be rescheduled ASAP.	BRUCE SOMMERS	To be confirmed.
MAY 14	REGULAR CLUB MEETING	Mike Mortimer	
MAY 18	POKER RUN — 109 club cars.	GARY CLARKE	
MAY 25	ROAD TRIP — SALTSPRING ISLE	TBA	
JUNE 11	REGULAR CLUB MEETING	Mike Mortimer	
JUNE 15	ROUNDHOUSE TOUR — E&N	Chris Chown	
JUNE 23	109, VCC, TM SWAP MEET	MARC BROWN	Chris Mike
JUNE 29	BERWICK HOUSE Shelbourne.	Gary Clarke	Gary r Mike
JULY 9	REGULAR CLUB MEETING Final prep for FNF 24	Mike Mortimer Ralf St. Clair	
July 14	FORDS & FRIENDS HERITAGE ACRES	RALF ST. CLAIR	RALF OR DAWSON
AUGUST 17	SHOP TOUR Steve Thompson	CHRIS CHOWN	Confirmation
AUGUST 24	ANNUAL CLUB BBQ Live Entertainment TBA.	MIKE & Carol MORTIMER	
SEPT 7	109 SHOW AT SELKIRK PLACE	Steve Peabody	Steve /Chris
SEPT 10	REGULAR CLUB MEETING	Mike Mortimer	
SEPT 14	CFB NADEN TOUR	TONY COND	
SEPT 21	SHOP TOUR	Bruce Somers	TBA
OCT 8	REGULAR CLUB MEETING	Mike Mortimer	
OCT 31	HALLOWEEN RUN – PRADE	Mike Mortimer	
NOV 12	REGULAR CLUB MEETING	Mike Mortimer	
DEC 14	CHRISTMAS LUNCHEON	OPEN	

A MESSAGE FROM THE PRESIDENT.

MIKE MORTIMER



Hello #109 members.

Wow! Our 2024 FNF show is now in the books. Another great day at Heritage Acres, the weather was fantastic. We had a good turnout of show cars as well as spectators. I would like to thank Ralf and Dawson for taking the lead at this event this year.

Special thanks to the wives and club members who took the time to volunteer at our great car show. Events like this take a lot of planning and work to make it happen.

This year our club was able to promote our car show on a local radio station and also a local television news hour program. A few #109 members got to show off their cars and trucks and talk about our club activities and the charities our club continues to support. Having a moment on TV and doing this was so much fun! Thanks to Don Landels for making this happen.

Our next club event is the annual barbecue in August, this is always a fun time. There will be a email notice for the date and time and location distributed shortly. Now that the summer weather is here let's all get out and enjoy it. Still lots of things going on around town, did I say CARS SHOWS!! Thanks again to our members for their input and continuing support. Have a great and safe SUMMER!

Regards --

Mike Mortimer President

Live life, Be Happy

Message from the Editor. Chris Chown.



As we all take a deep breath and work on a little rest the time, reflection seems appropriate.

The months of June and July were very busy for the 109 club as we enjoyed special shop tours and private shows concluding with our Fords & Friends show on July 14. All very enjoyable and a very positive move forward as we try new ventures for the club. It is especially gratifying to receive so much support and positive feedback from club members, guests, sponsors and the general public as well. A truly impressive component of it all is the solid team effort to be creative and get the job done. What a fantastic club the 109 is!

I am so thankful for 109 members who continue to contribute articles and support for the Rumbles newsletter. Please continue doing so.

If you have any ideas for a change in content of this newsletter please let us know and we will do our very best to accommodate. Sorry but we do not to accept any political or religious comments.

When you find a spare moment make sure you say thanks to the club executive and committee groups for stepping up and making the 109 such a strong and successful club.

Thanks to everyone for all your time, energy, and great support.

Cheers, Chris Chown

CLUB NEWS AT LAST!



Fords & Friends 2024, #42, is now in the records as yet another terrific show. All the 109 club members who contributed so much time, energy and support deserve our most hearty congratulations and appreciation for a job well done.

It was gratifying to receive so many favorable comments from participants, 109 members, sponsors and the general public about our return to Heritage Acres. We hope to continue to use such an excellent venue for future FNF shows.

All in all, we had a great time and truly enjoyed fantastic weather (again) a solid turnout of show cars (slightly over 230) and hordes of spectators. The trophy winners are listed below. Full details on the website shortly.

A full review and photographs by Paul Bonner will be posted on the club website by the weekend, thank you Al Wills.. You may also find a few shots from some club members.

Thanks again to everyone who participated. CU next year.

THE TROPHY WINNERS!



**PARTICIPANTS
CHOICE
BEST CAR.
JAMES KITCHENER
1913 CADILLAC
6 PASSENGER.**



**BEST FLATHEAD
STAN COPPEN
1927 FORD T
PICK UP ROD**



**SPECTATORS'
CHOICE
GARY & SYABLE
KANGAS
1903 WAVERLEY
RUNABOUT
ELECTRIC**



Not Gary's truck

PARTICIPANTS CHOICE

BEST TRUCK

CONNETTA ANN MCINTYRE

1949 FORD F1 PU



EFV8 109 TROPHIES 2024.



A FEW FUN SHOW PHOTOS – Chris Chown



Please see the club website for a complete and varied selection of show photos. Thank you Paul Bonner!

HOUSEWORKS

Aviation fuel gets small engines off the ground for spring startup

STEVE MAXWELL

Q: Why are the small, two-stroke engines in my weed whacker, leaf blower and chainsaw hard to start or impossible to start after being stored for winter? They started fine in the fall.

A: Most modern gasolines contain ethanol, and this can hold moisture causing tiny aluminum passages in carburetors to get clogged with corrosion. Some of these passages are as small as a sewing pin in diameter, so it's easy for them to get plugged.

Fuel stabilizers keep gas fresher and more burnable, but I haven't found that they prevent carburetor clogging completely.

Running the saw dry before storage can help, but I take a different approach. I buy aviation gasoline from my local airport to use in my small engines, and this never causes carburetor issues. It contains no ethanol and lasts a long time.

Another alternative is that pre-mixed fuel you see more and more often on store shelves

now. This has oil already mixed with the gas and also contains no ethanol.

The trouble is that it's very expensive — about \$10 per litre. Aviation gas of the kind used in small planes is about 1/3 this price where I live and it works just as well. I buy a couple of five-gallon cans, then mix it with oil in the smaller containers I use to fuel up my small two-stroke engines.

Starting up again in spring is almost never an issue. If it is, then I spray a bit of ether starting fluid directly into the carburetor after removing the air filter.

Q: What are your thoughts on the practicality of the portable power stations I'm seeing advertised? Do they deliver enough power for anything more than charging your phone?

A: Portable power stations combine a battery, an inverter and a charging system in a single unit that delivers 120 volts of AC power away from the grid. Most units are also designed to recharge via solar

panels, and that's why they're sometimes generically called solar generators. When they first came out portable power stations didn't offer a lot of power or run time, but things are changing. I consider the threshold of true usefulness the ability to run things like a toaster oven, a kettle, or a hot plate for meaningful length of time.

One application I use my portable power station for is preheating my tractor on cold days when it's been parked away from the grid. My tractor block heater draws about 12 amps of current and the Champion unit I'm using these days will keep that going for about an hour. That's enough to get my cold-blooded tractor to start. I also use this power station with small plug-in tools such as sanders, grinders, work lights and more.

Q: How can I seal recurring cracks in my asphalt driveway? Each year we have a black sealant put on the driveway, but it doesn't last more than a single

winter. The cracks always open again in the spring.

A: The problem with standard driveway sealants is that they can't span the wide gaps that can open up in spring as frost leaving the ground causes movement. I see the problem you're having all the time. What you need is some kind of permanently flexible filler injected into cracks when they're at their widest, followed by the sealer you've been using when the filler is dry. Very few caulking combine adhesion, permanent flexibility and paintability. Polyurethane caulking is different.

Choose a time of year when the cracks are largest (probably spring time), then fill the cracks with black polyurethane caulking. This is unique and excellent in its performance. I began using polyurethane more than 25 years ago, and even my first application is still as flexible as a new rubber band today.

Steve Maxwell likes polyurethane caulking more than other types for most applications. Visit him at BaileyLineRoad.com.

The 50/50 winners in July!



Diamond Jim Banks was lucky again, taking home \$57.00 cash from the July 50/50

The front cover.

The front cover photo is a shot of part of the park grounds at Heritage Acres this year. The shot was taken from the top of the metal stairs on the north side of main exhibit building. Unfortunately there is no way to take a good shot of the entire site without a drone so many great cars and trucks are not shown in the cover page photo. Better luck next time, we hope.



VICTORIA'S 2024

SWAP MEET

Sponsored by:



THE AUTOMOTIVE SOCIAL EVENT OF THE YEAR

Sunday, June 23, 2024

We are pleased to report that the recent Swap Meet co-hosted by the Vintage Car Club, Torque Masters and the Early Ford V8 RG 109 is now complete.

The 109 did an excellent job of responding to the call for manpower by providing


approximately 14 members to help out throughout the day. Kudos to Ralph and Dawson for taking on the starting shift for 6:00 AM.

Net results are now reported, and each club will receive about \$1,850.00 for their share of net proceeds.

Thank you and congratulations to everyone who stepped up again.

June 29th, 2024

The Private Show at Berwick House



We had a grand time at the “Private Show” at Berwick House on Shelbourne St. The 109 club turned out 8 members rides (that’s all front parking at Berwick can safely handle) and each was very well received by residents and staff. It was a wonderful experience as our members kicked tires with over 50 Berwick residents and some of their family members. Truly a very warm feeling for everyone involved with countless stories about “back in the day”



Time to say Thank You to Berwick House Shelbourne St. for all the excellent support and consideration extended to the 109 club.

The following members have stepped forward and we say “Thanks” to each of you for your continued support and participation in the EFV8 109.

GARY CLARK

TONY COND

MIKE MORTIMER

JOHN SHEPHERD

GORDIE THOMAS

GARY BARLOW

JIM BANKS

BILL PRITCHARD.

The Ladies page. Good, bad and ??

The Good

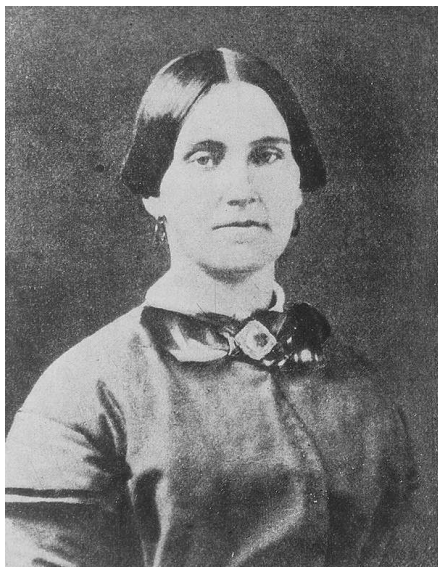


Mona Parsons (1901–1976)

Actress, nurse, and member of an informal resistance in the Netherlands and the only Canadian female to be imprisoned by the Nazis. The Nova Scotia-born Parsons studied acting, becoming a Ziegfeld Follies showgirl. She later became a nurse in the U.S.

She moved to the Netherlands with her husband in 1937 and joined a network of the resistance in 1940, sheltering Allied airmen in her home near Laren. She was arrested by the Gestapo in 1941, imprisoned, tried, and sentenced to death. She was allowed to appeal and sentenced to hard labour. She escaped from Vechta Prison in Germany in March 1945 and travelled over 125 kilometres back to the Netherlands, where she was able to get help from a Canadian army unit. She received commendations for her war efforts from Britain and the U.S.

The Bad



Mary Surratt

Mary Surratt ran a tavern with her husband in Maryland, where they welcomed Confederate soldiers during the American Civil War. When her husband died, Surratt moved to Washington, D.C., and opened a boardinghouse. The boardinghouse became a meeting place for John Wilkes Booth and his fellow conspirators. Surratt herself became entangled in the plot to kill U.S. Pres. Abraham Lincoln. She is thought to have been in regular conversation with Booth about his plans and assisted in concealing the weapons used for the murder at her tavern in Maryland. She was tried and found guilty of conspiracy and became the first woman to be sentenced to death by the United States. She was hanged with the other conspirators on July 7, 1865.

The Other.



Lucille Ball

Is there anyone in America who doesn't recognize the iconic redhead, who was the star of *I Love Lucy*? Before the success of *I Love Lucy*, **Lucille Ball** had been known as the "Queen of the B's," meaning B movies, but when she got the chance to star in a TV series, she took her genius for physical comedy, which had been honed under **Buster Keaton**'s tutelage, and ran with it, creating the unique playground

that was her CBS TV series.

From slapstick and one-liners to classic double-takes, Ball was a master of funny. Her ability to let go of vanity and forge ahead gung-ho into Lucy's predicaments made *I Love Lucy* one of the most beloved programs in television history. But she was also a smart businesswoman, becoming the first woman in television to head a production company.

TECH TALK.

Safety First: Essential Tips for Properly Handling and Storing 12V Batteries.



Why do 12V Batteries Need Special Care?

12V batteries, commonly used in automobiles, boats, RVs, and various electronic applications, are the unsung heroes of the modern world and all its machinery. Their

portability and ability to power essential devices and modes of transportation make them vital. However, with power comes responsibility. Proper handling and storage are paramount to ensuring 12 volt battery safety. In this comprehensive guide, we'll explore the best practices for handling and storing 12V battery systems. Proper storage, maintenance and care for your low voltage battery will ensure a longer battery lifetime. It can also help your battery maintain a longer charge, which directly benefits both your wallet and the Earth.

1. Understand the Basics of 12V Battery

The 12V battery is a popular choice due to its versatility. Consisting of six cells, each producing 2 volts, it's commonly utilized in vehicles and solar applications. It is currently the power source of choice for a wide range of vehicles on both land, sea and air. Which are all vital in keeping our world and economies running. Understanding its makeup and composition can provide insights into proper handling.

Let's first look at the components that make up a 12V battery.

Key Components:

Anode and Cathode: These are the two main electrodes in the battery. The anode is usually made from materials like lithium, lead, or zinc, and serves as the source of electronic current. The cathode, on the other hand, can be made from materials like manganese dioxide or nickel-cobalt-aluminum, and it receives the electrons. Together, they conduct electric currents inside the battery, enabling it to produce energy.

Electrolyte Solution: This is often an acidic or alkaline solution that facilitates the flow of current between the anode and cathode. Depending on the type of battery, the electrolyte may be a liquid (as in lead-acid batteries) or a gel-like substance (as in GEL batteries). In lithium-ion batteries, the electrolyte is typically a lithium salt in an organic solvent. The electrolyte plays a crucial role in maintaining the charge balance within the battery.

Battery Casing: Typically made from strong plastic or other non-conductive materials, the casing protects the internal components of the battery from external factors. It also ensures that the potentially hazardous chemicals inside the battery are contained, contributing to the overall safety of the battery.

Battery Types and Materials: Different types of 12V batteries are made using various materials, catering to specific needs and applications. Here's a brief overview:

Lead-Acid Batteries: Traditional and widely used, containing lead plates and a

sulfuric acid electrolyte solution.

GEL Batteries: These use a gelified electrolyte, providing better resistance to vibration and shock.

Lithium Batteries: Known for their high energy density and long lifespan, they often use lithium iron phosphate or other lithium-based compounds.

AGM (Absorbent Glass Mat) Batteries: These have fiberglass mats that absorb the electrolyte, allowing for a spill-proof design.

Understanding these key components and materials can help users and technicians alike to handle and care for their 12V batteries in the safest and most efficient way possible. Knowing what's inside the battery also assists in recycling efforts, as different materials require different recycling processes.

2. Safety Precautions During Handling

Wear Protective Gear: Eye goggles, gloves, and protective clothing will safeguard against potential risks.

Avoid Short Circuits: Prevent accidental contact between terminals, reducing the risk of sparks and potential injury.

Handle with Care: Carrying batteries with both hands ensures stability and reduces the likelihood of dropping them.

3. Charging a 12V Battery Safely

Charging is a critical aspect of battery care. Proper charging habits = long lasting battery that has a high charge capacity. Bad charging habits = half dead batteries that die out completely in a short amount of time.

Utilize Proper Chargers: Employ chargers specifically designed for 12V systems.

Monitor the Charging Process: Constantly observing the charging process prevents overcharging, minimizing risks.

Avoid Running The Battery Under 50%: Keeping your battery constantly charged above 50% will ensure a much longer lifetime.


Follow Any Other Additional Manufacturer's Instructions: Always consult the manual for specific charging guidelines.

4. Proper Storage of 12V Batteries

Keep in a Cool, Dry Place: Exposure to extreme temperatures may reduce the lifespan of the battery.

Store Upright: Storing the battery in its upright position prevents leakage of the electrolyte solution.

Use Insulating Materials: Placing batteries on wood or rubber keeps them isolated from conducting surfaces.



5. Regular Maintenance and Inspection

Cleaning the Terminals: Regularly clean battery terminals to prevent corrosion and build up.

Inspect for Damages: Regularly inspect for cracks, swellings, or leaks. These are all signs of improper care or charging habits.

Maintain Proper Fluid Levels: Ensure that the electrolyte solution is at the recommended level.

6. Recycle and Dispose of Properly

Find a Recycling Facility: Dispose of batteries at certified recycling facilities.

Never Discard in Regular Trash: Batteries contain hazardous materials and should never be thrown in regular waste bins.

7. Educate Yourself on 12 Volt Safety

Investing time in understanding the safety requirements of handling and storing [12V batteries](#) is essential. Check 12 volt safety guidelines from reputable sources to stay updated on best practices.

Safety is a Shared Responsibility

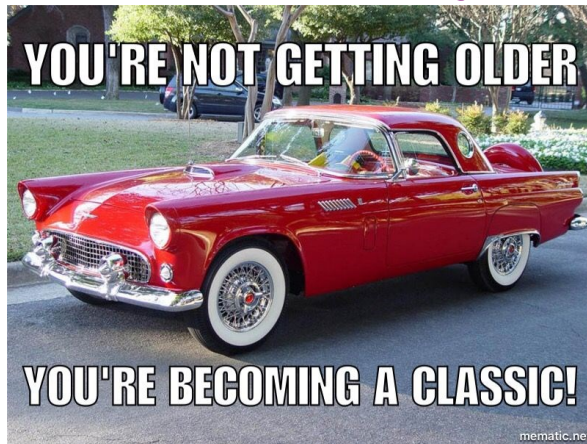
Handling and storing 12V batteries doesn't have to be daunting. By understanding their makeup, employing proper handling techniques, and following established guidelines for charging and storage, we can all ensure the longevity of our batteries and safety of our surroundings. These practices are not just for the professionals; anyone who comes into contact with a 12V battery can benefit from understanding these essential tips.

Remember, safety doesn't occur by accident. It requires conscious effort and adherence to established protocols. Whether you're a seasoned technician or a home enthusiast, these tips will keep you and your batteries in top condition. The value of proper care and maintenance extends beyond the individual; it contributes to a more sustainable environment and a more efficient use of resources.

But the importance of 12 volt safety goes even further. Proper handling of these batteries can prevent accidents and injuries, protecting not only the individual but also those around them. In a world where technology continues to advance, and the reliance on portable power sources increases, taking the time to learn and implement these safety measures is not just a personal responsibility; it's a social one.

12V batteries power many aspects of our lives, from our cars to our renewable energy systems. As we continue to embrace these technologies, the responsibility to handle and store them safely grows as well. Here's to powering our world safely with [12 volt](#) battery power sources, ensuring that as we move forward, we do so with caution, respect for the technology, and care for our shared environment.

The FUN Page.



A man and a woman on a train

A man and a woman who had never met before, but who were both married, found themselves assigned to the same sleeping cabin on a trans-continental train.

Though initially embarrassed and uneasy over sharing a cabin, they went to bed, he in the upper berth and she in the lower.

At 1:00 AM, they were both still wide awake and they both knew it.

He said, "I'm sorry to bother you, but would you be willing to reach into the closet under your bed to get me a second blanket? I'm awfully cold."

"I have a better idea," she replied. She added, "Just for tonight, let's pretend that we're married."

"That's a great idea!", he said, now totally aroused.

"Good," she replied. "Get your own bloody blanket."

After a moment of silence, he farted and didn't care.

The Panda

A panda bear walks into a restaurant and orders a meal.

After eating he pulls out a gun, shoots the place to the ground, and runs away.

Quickly the bartender runs after him yelling, "HEY YOU CAN'T DO THIS!!!"

The panda turns around and yells "Yes I can. Look me up in the encyclopedia!"

So, the bartender looks up "Panda" in the encyclopedia, and it reads

"Panda: increasingly rare species of bear that can be found in the eastern part of Asia. It eats shoots and leaves."

A little exercise for your brain.

1 First I am dried, then I am wet. The longer I swim, the more taste you get. What am I?

2. I have a big mouth and I am also quite loud! I am NOT a gossip but I do get involved with everyone's dirty business. What am I?

ANSWERS ON THE LAT PAGE

GUESS WHO THIS IS! FIRST CORRECT ANSWER WINS A VALUABLE PRIZE.

Please submit your answer by email so it's fair to everybody.



Yes it is a current club member in good standing.



How about this guy looking so cool on Grad night.

He might be from the Kootenays or close by!

BUY & SELL.

Please call ALAN BARR - 250 896 8620 OR a.barr@shaw.ca

2 x Rim Size 15 inch

Front Rims 15x7

Bolt Pattern 5 X 4.5

Back Space 3.75

Offset -06

2 x Rim Size 15 inch

Rear Rims 15X8

Bolt Pattern 5 X 4.5

Back Space 3.75

Offset -25

Rims for Sale Tires not included

Asking Price \$ 700.00

Sold as a unit.



FOR SALE. \$28,000.00 OBO. Please call Fran at 250 888 6654

FOR SALE – FRAN RILEY 1947 FORD BUSINESS COUPE.(The latest one)



For Sale - 2 - 14" rear brake drums for Ford F3 or Mercury M3. Good clean condition, \$50.00. Call Tony Cond 250-532-7420

FOR SALE OR TRADE:

Two brand new water pumps to fit an 8BA flathead. Still in the boxes. Open to offers. Please call Chris at 250 595 0312.

Wanted! Robert Bada is looking for a quality painter to paint his 39 coupee. Willing to pay cash to the right person at the right price. Please call Robert at 250 478 5167.

FOR SALE:



Set of 4 Ford steel wheels with radial tires in excellent shape. Tires are Goodrich P205/R75 15 15" radials with 1 1/2" white wall, The wheels are Ford 15" with a 5 X 5.5 bolt pattern. These wheels are perfect for a Ford pickup, larger center not meant for cars.

Included are a full set of "Ford" hub caps and 15" beauty rings to go with it. Sold separately for the right price.

Asking a pittance of \$225.00 for the complete package. Delivered in Greater Victoria.

Please call Chris at 250 595 0312. Or email cdchown@outlook.com anytime.

Odd History Spot.



The Woodstock generation aftermath!



Many thanks to Jim Banks for sharing a great view of the back garden at his home.

We think Jim was at Woodstock and that's him on the far right in the photograph above.



109 Members on the road.



Pickles Bluff, John Dean Park overlooking the gulf and our neighbors to the south.

Thank you Richard Green for your excellent contribution!

We would love to share your photos in the newsletter, so send in your favorites please.

This newsletter is provided to EFV8 109 members and associates of the Early Ford V8 Club R.G.109. Should you wish to contribute an item or offer comments please contact Chris Chown via email at cdchown@outlook.com

All previous editions of the Rumbles Newsletter are available on the 109-club website. Please visit www.earlyfordv8victoria.com enjoy as much as you can.

Your feedback and comments are always appreciated. Input is used to improve the quality and diversify.

ANSWERS FOR THOSE WHO LIKE SUCH STUFF!

1 Tea

2 A vacuum cleaner.

Thank you all for your support and participation!

So long until next time!

